



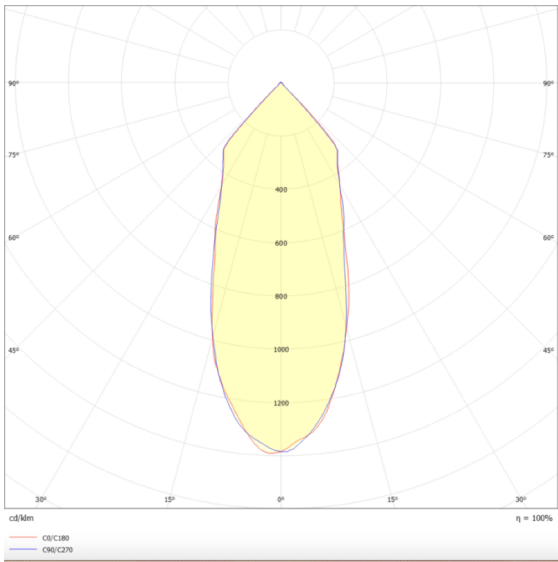
**Dimensions**

Product dimensions (mm)      Ø200X139 mm

**Scheme**










**Photometry**



TUBULAR-S

Item code	86.SD01.3431.02
Product type	Indoor
Category	Surface Downlights
Family	TUBULAR-S

Pictograms



Product	
Real power (W)	30
Real luminous flux (Lm)	2550
Luminous efficiency (Lm/W)	85
Beam angle (°)	50
Life time (h)	50000h L80B10
IP	IP20
Chip Brand	Philip
Control gear	ON-OFF
Average life time (h)	40
Colour temperature (K)	4000
Colour consistency (SDCM)	SDCM<3
CRI	80